



派鲨鱼

NS2 充电座

产品说明书 (PG-SW2041)

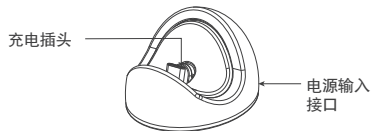
产品特点:

1. 本产品适用于NS/ NS 2/NS Lite主机，连接NS/ NS 2原装电源适配器使用；
2. 配备一个Type-C充电插头，支持给一台NS 2、NS或NS Lite主机充电；
3. 配备一个Type-C输入接口，支持NS/ NS 2原装电源适配器为产品提供电源输入；
4. 产品精巧简洁，操作简单。

产品特性参数:


输入电压: DC15V
输出电流: $\leq 1.3A$
充电时间: 约3小时

产品图示:



产品使用说明:

1. 将NS/ NS 2原装电源适配器连接至充电座，为充电座提供电源输入；
2. 将NS/ NS 2/NS Lite主机对准充电座上的Type-C充电插头插入充电座，即可为主机充电。充电状态（充电中和充满状态）均为主机本身显示。



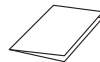
注意事项:

1. 请不要把本产品在潮湿或高温地方存储；
2. 不要敲击、摔打、棒打、刺穿、或试图去分解本产品，以免对产品造成不必要的损害；
3. 产品内有电子元件，请勿和垃圾一起丢弃；
4. 不要在靠近火或其它热源的地方对手柄进行充电；
5. 非专业人员误拆卸本产品，否则不在售后保修服务内；
6. 因官方软件升级或源代码变更等不可抗拒的因素造成无法与本产品连接操作，我公司不负任何责任。对此我公司保留最终解释权

配件清单:



充电座 x1



说明书 x1



派鲨鱼

Mini Charging Dock for NS 2

Product Manual (PG-SW2041)

Product Features:

This product is suitable for NS/NS 2/NS Lite consoles, and should be used with the original NS/NS 2 power adapter.

Equipped with a Type-C charging plug, it supports charging one NS2, NS, or NS Lite console.

Equipped with a Type-C input interface, it supports the NS/NS2 original power adapter to provide power input to the product.

The product is exquisite and simple, and the operation is easy.

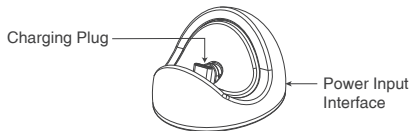
Characteristic Parameters:

Input Voltage: DC15V

Output Current: $\leq 1.3A$


Charging Time: Approximately 3 hours

Product Diagram:



Product Usage Instructions:

- 1.Connect the original NS/NS 2 power adapter to the charging dock to provide power input to the charging dock.
- 2.Align the NS/NS 2/NS Lite console with the Type-C charging plug on the charging dock and insert it into the charging dock to charge the console. The charging status (charging and fully charged status) is displayed on the console itself.



Notes:

- 1.Please do not store this product in humid or high-temperature places.
- 2.Do not knock, drop, beat, puncture, or attempt to disassemble this product to avoid unnecessary damage to the product.
- 3.The product contains electronic components, please do not discard it with garbage.
- 4.Do not charge the controller near fire or other heat sources.
- 5.Non-professionals should not disassemble this product by mistake, otherwise it will not be covered by the after-sales warranty service.
- 6.Our company is not responsible for any inability to connect and operate with this product due to irresistible factors such as official software upgrades or source code changes. Our company reserves the right of final interpretation.

Accessory List:



Charging Dock x1



Manual x1