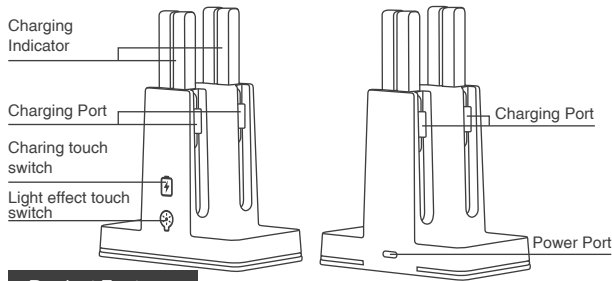




## N·S 2 Vertical 4-Channel Charging

Product Manual (PG-SW2085)

### Product Diagram:



### Product Features:

1. This product is a charging dock designed to be used with the original N·S 2 Dock base, intended for charging N·S 2 Joypad controllers.
2. It features 4 charging slots, supports charging for 1-4 Joypad controllers simultaneously.
3. Equipped with a TYPE-C interface, support powered by the original N·S 2 Dock.
4. Equipped with a touch switch for lighting effects, offering 9 adjustable lighting effect with memory function.
5. Equipped with a charging touch switch to control the charging on and off.
6. The product is compact, user-friendly, and displays real-time charging status for the controllers.

### Product Technical Parameters:

1. Input Voltage: DC 5V
2. Controller Charging Current: 200mA

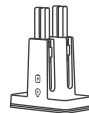
### Product Instructions:

1. Connect the product to the original N·S dock via the included charging cable for power supply.
2. When powered on, all 4 controller slots will show a steady blue charging indicator light.
3. Insert Joypad controllers into any slot to charge - orange steady light indicates charging, while blue means fully charged.
4. The light effect touch switch offers 9 adjustable effects: tap to cycle through modes, press and hold for 3 seconds to turn off, with memory function to recall your last setting.
5. The charging touch switch allows you to toggle the charging function on/off with a single press.

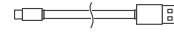
### Notes:

1. Do not store this product in damp or high-temperature environments.
2. Avoid striking, dropping, piercing, or attempting to disassemble the product to prevent unnecessary damage.
3. Non-professionals should not dismantle the product; unauthorized disassembly voids the warranty.
4. The product contains electronic components (such as capacitors) and must not be discarded carelessly—dispose of it through certified recycling facilities.
5. Our company is not responsible for operational failures caused by force majeure and reserves the final right of interpretation.
6. Do not use this product to charge controllers of other models.

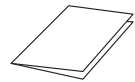
### Product List:



Charging Dock x1



USB charging cable x1



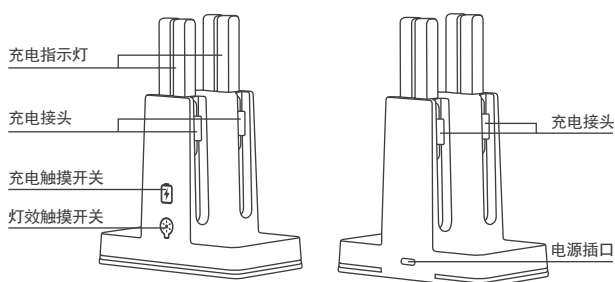
User Manual x1



## N·S 2垂直四充

产品说明书(PG-SW2085)

### 产品外观图示:



### 适用说明:

1. 本产品是一款配合N·S 2 Dock原装底座使用的充电座，用于N·S 2 Joypad手柄使用。
2. 本产品具有4个充电插槽，支持给一至四个Joypad手柄同时充电。
3. 配备TYPE-C接口，支持N·S 2 Dock原装底座为产品提供电源输入。
4. 配备灯效触摸开关，具备9种灯光效果调节，带有灯效记忆功能。
5. 配备充电触摸开关，可控制充电的开与关。
6. 产品精巧简洁，操作简单，实时显示手柄充电状态。

### 性能参数:

1. 输入电压: DC 5V
2. 单个手柄充电电流: 200mA

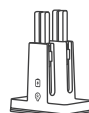
### 操作使用说明:

1. 将产品通过随机配带的充电线接入N·S原装底座，为产品提供电源输入；
2. 产品通电后，4个手柄插槽充电指示灯蓝色常亮；
3. 将Joypad手柄插入任意插槽进行充电，充电时对应指示灯橙色常亮，充满电对应指示灯蓝色常亮；
4. 产品具备灯效触摸开关，支持9种灯光效果调节，按下灯效触摸开关可以在9种灯光效果中依次切换，灯效亮起时，长按(3秒)灯效触摸开关关闭灯效，带有灯效记忆功能，重新按下灯效触摸开关，灯效亮起上一次关闭灯效前的颜色。
5. 产品具备充电触摸开关，按下充电触摸开关，可控制充电的开与关。

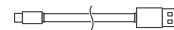
### 注意事项:

1. 请不要把本产品在潮湿或高温地方存储。
2. 请不要敲击、摔打、刺穿、或试图去分解本产品，以免对产品造成不必要的损害。
3. 非专业人员请勿拆卸本产品，否则不在售后保修服务内。
4. 产品内有电子电容等电子材料，不可随便丢弃，须集中给有资质的回收机构。
5. 因不可抗拒的因素造成部分产品无法连接操作，我公司不负任何责任，对此我公司保留最终解释权。
6. 请勿用于其他型号手柄充电。

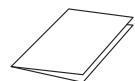
### 产品清单:



充电座 x1



USB充电线 x1



说明书 x1